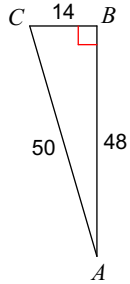


Unit 6 Quiz 1 Review

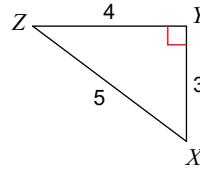
Find the value of each trigonometric ratio.

1) $\sin A$



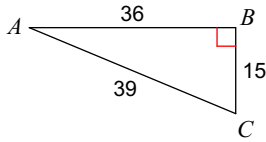
$\frac{7}{25}$

2) $\tan X$



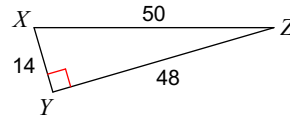
$\frac{4}{3}$

3) $\tan A$



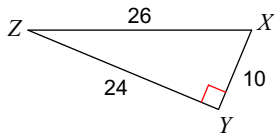
$\frac{5}{12}$

4) $\sin X$



$\frac{24}{25}$

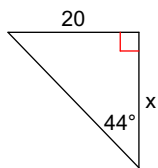
5) $\tan Z$



$\frac{5}{12}$

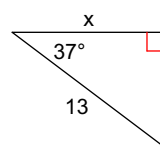
Find the missing side. Round to the nearest tenth.

6)



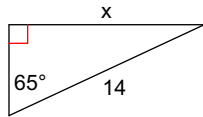
20.7

7)



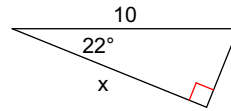
10.4

8)



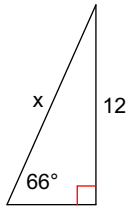
12.7

9)



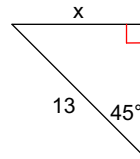
9.3

10)



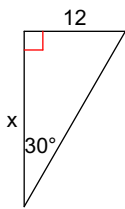
13.1

11)



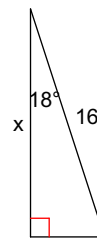
9.2

12)



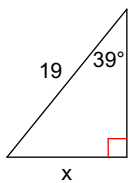
20.8

13)



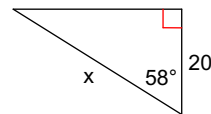
15.2

14)



12.0

15)



37.7

16) A building is 100 feet high. At some unknown distance away from the building, you notices that the angle of elevation to the top of the building is 51° . How far are you from the base of the building?

17) You are in a 55-foot tall lighthouse and spot a ship in distress at an angle of depression of 12° . How far is the ship from shore?