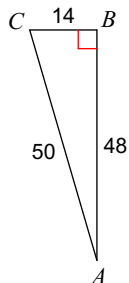


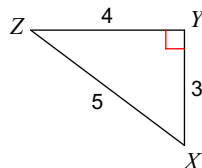
Unit 6 Quiz 1 Review

Find the value of each trigonometric ratio.

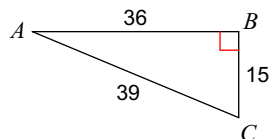
1) $\sin A$



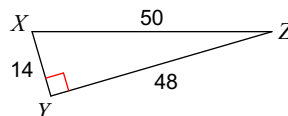
2) $\tan X$



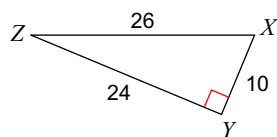
3) $\tan A$



4) $\sin X$

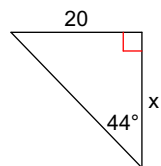


5) $\tan Z$

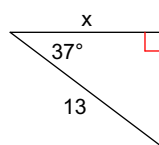


Find the missing side. Round to the nearest tenth.

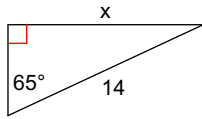
6)



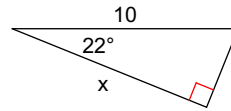
7)



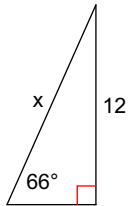
8)



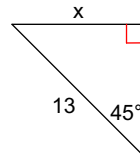
9)



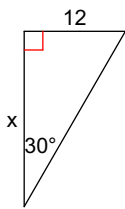
10)



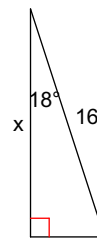
11)



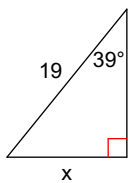
12)



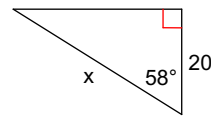
13)



14)



15)



16) A building is 100 feet high. At some unknown distance away from the building, you notices that the angle of elevation to the top of the building is 51° . How far are you from the base of the building?

17) You are in a 55-foot tall lighthouse and spot a ship in distress at an angle of depression of 12° . How far is the ship from shore?