

Key

Chapter 4

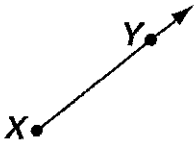
Lesson 1-0

Introducing Points, Line Segments, Lines, and Rays

NCTM Standards 1, 2, 3, 4, 6, 7, 8, 9, 10
Common Core State Standards 4.G.1

1 Identify each figure that contains points X and Y as a line segment, line, or a ray.

A.



Ray

B.



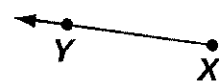
Line

C.



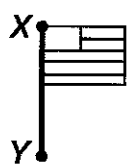
Line Segment

D.



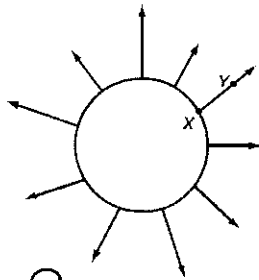
Ray

E.



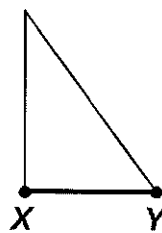
Line Segment

F.



Ray

G.



Line Segment


© School Specialty

2 Draw the following figures.

A. \overleftrightarrow{CD}



B. \overrightarrow{EF}

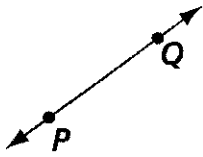


C. \overline{GH}



3 Use letters and symbols to name each figure shown.

A.



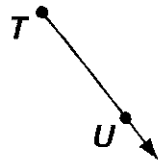
\overleftrightarrow{PQ}

B.



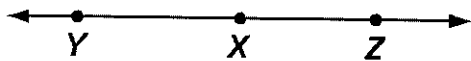
\overline{RS}

C.

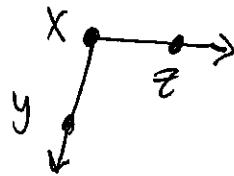


\overrightarrow{TU}

4 Challenge \overrightarrow{XY} and \overrightarrow{XZ} can meet at point X to make a straight line.



What other figure could \overrightarrow{XY} and \overrightarrow{XZ} make? Draw that figure.



Points, Line Segments, Lines, and Rays

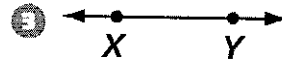
Identify each figure that contains points X and Y as a line segment, a line, or a ray.



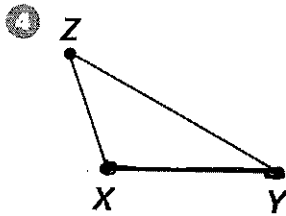
Ray



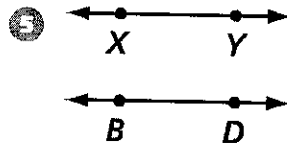
Line Segment



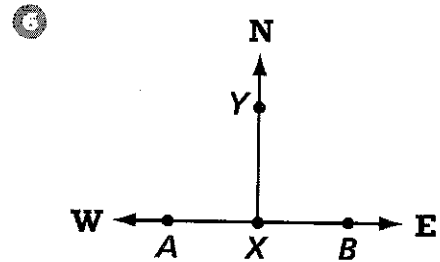
Line



Line Segment



Line



Ray

Use a ruler or straightedge to draw each figure.

7 line CD



8 ray AB



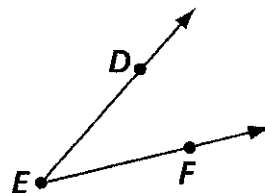
9 line segment MN



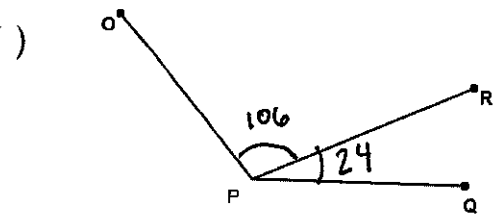
Test Prep

10 Angle DEF is made up of which two rays?

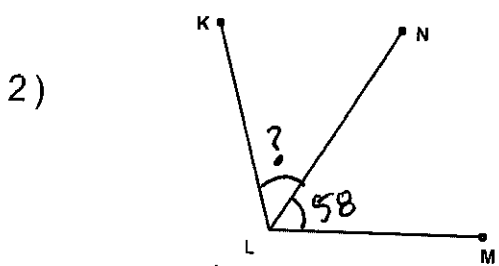
- A. ray ED and ray EF
- B. ray ED and ray EF
- C. ray DE and ray FR
- D. ray DE and ray FE



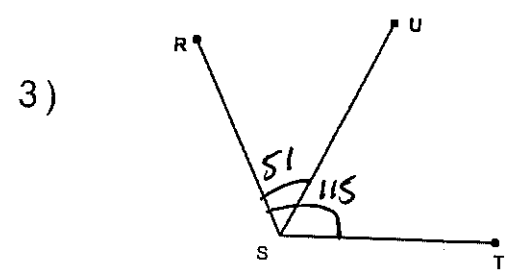
Find the missing angle measurement using the angle addition postulate.



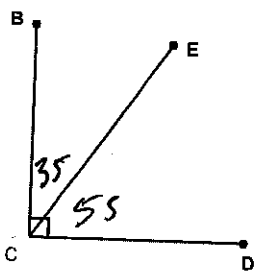
$\angle OPR = 106^\circ$
 $\angle RPQ = 24^\circ$
 $\angle OPQ = 130^\circ$



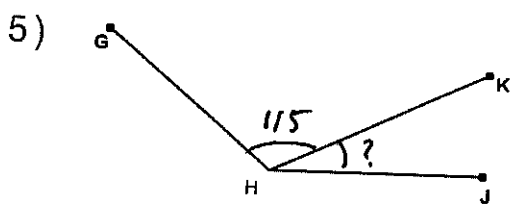
$\angle KLN = 47^\circ \quad 105 - 58 =$
 $\angle NLM = 58^\circ$
 $\angle KLM = 105^\circ$



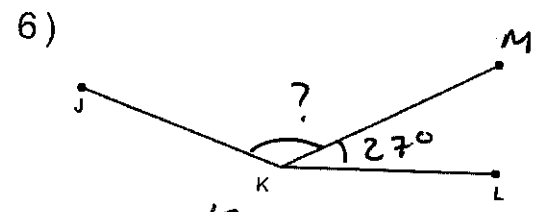
$\angle RSU = 51^\circ$
 $\angle UST = 64^\circ \quad 115 - 51 =$
 $\angle RST = 115^\circ$



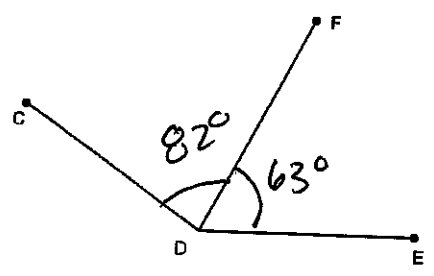
$\angle BCE = 35^\circ$
 $\angle ECD = 55^\circ$
 $\angle BCD = 90^\circ$



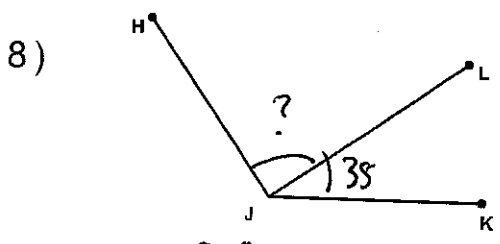
$\angle GHK = 115^\circ$
 $\angle KHJ = 25^\circ \quad 140 - 115 =$
 $\angle GHJ = 140^\circ$



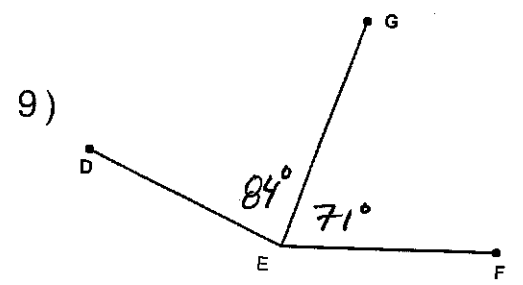
$\angle JKM = 133^\circ$
 $\angle MKL = 27^\circ$
 $\angle JKL = 160^\circ$



$\angle CDF = 82^\circ$
 $\angle FDE = 63^\circ$
 $\angle CDE = 145^\circ$



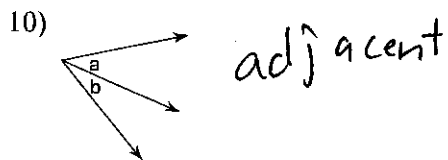

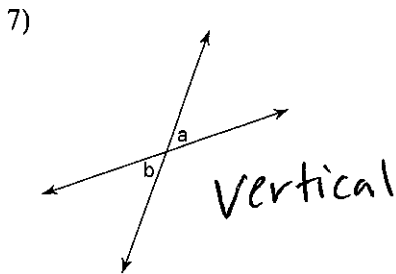
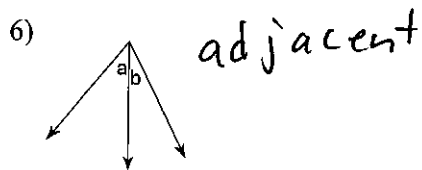
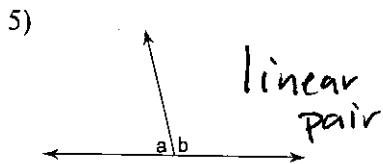
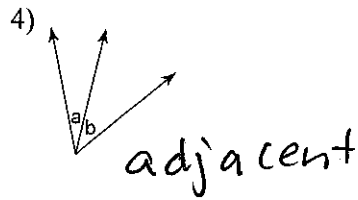
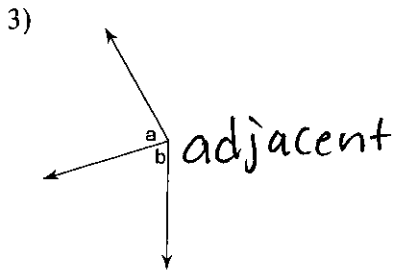
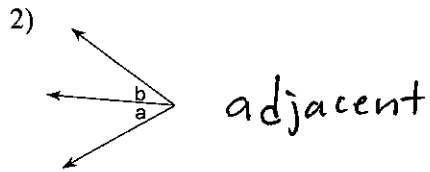
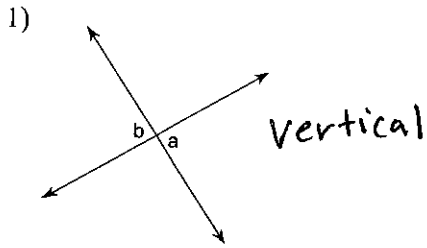
$\angle HJL = 90^\circ$
 $\angle LJK = 35^\circ$
 $\angle HJK = 125^\circ$



$\angle DEG = 84^\circ$
 $\angle GEF = 71^\circ$
 $\angle DEF = 155^\circ$

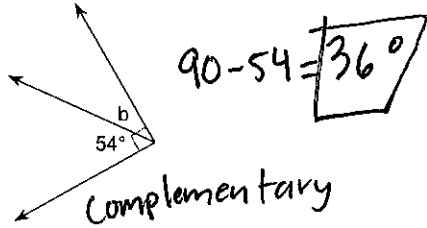
U1 Quiz 1 Study Guide

Name the relationship: complementary, linear pair, vertical, or adjacent.

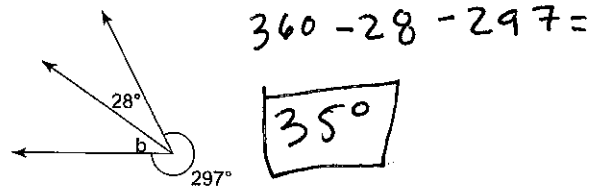


Find the measure of angle b.


11)




★ 12)




★ 13)



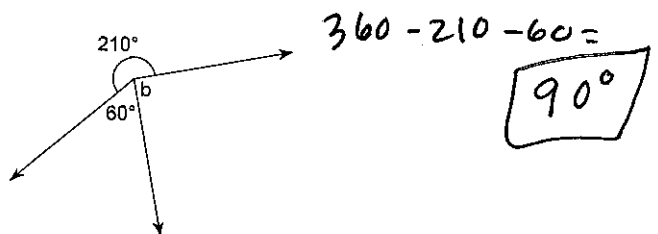
14)



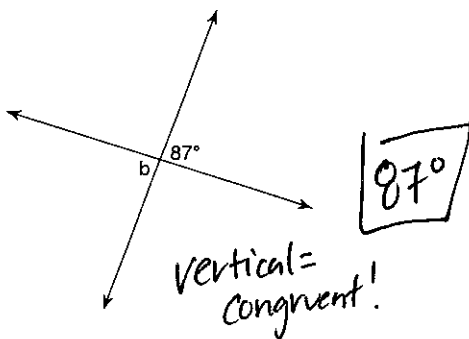
15)



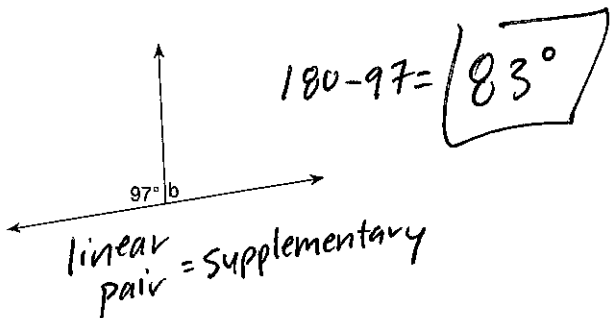
★ 16)



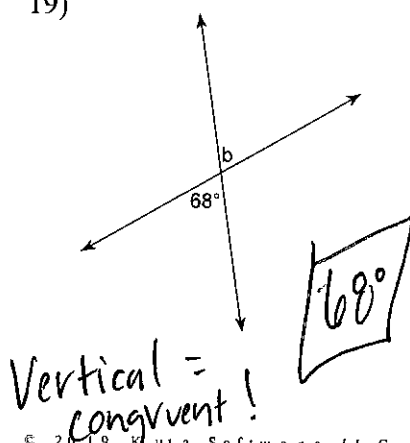
17)



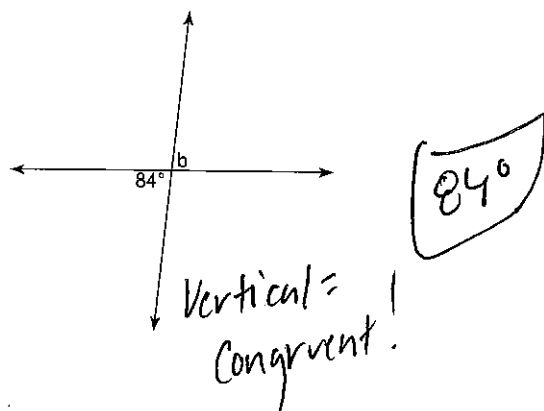
18)



19)

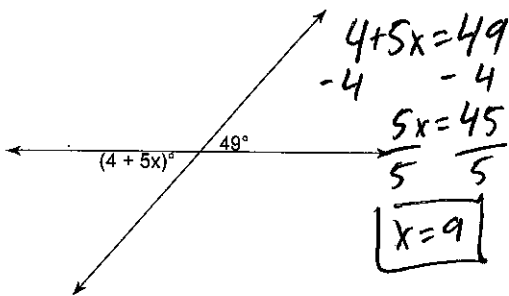


20)

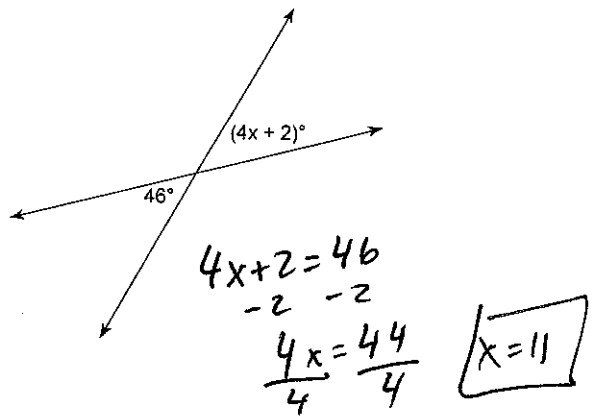


Challenge Problems: Find the value of x.

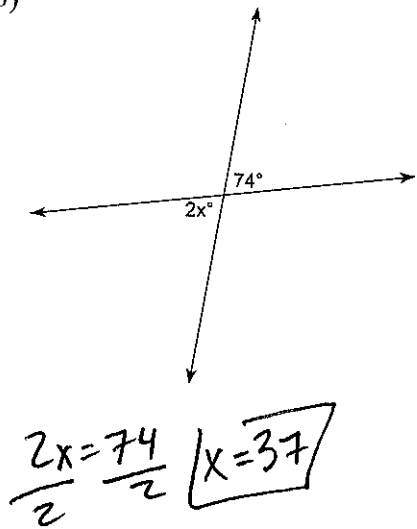
21)



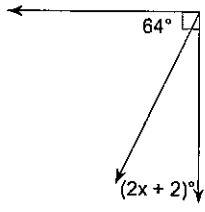
22)



23)



24)



$(2x + 2) + 64 = 90$
 $2x + 66 = 90$
 $-66 \quad -66$
 $\frac{2x = 34}{2 \quad 2}$
 $x = 17$