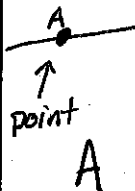
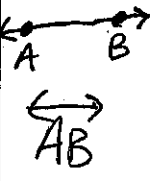
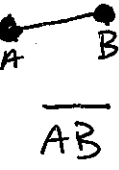
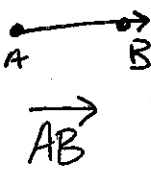

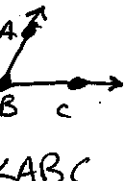






Name: Key Date: _____



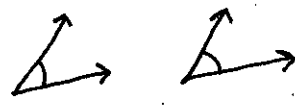
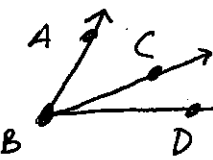

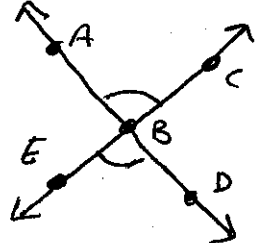
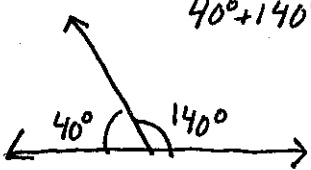
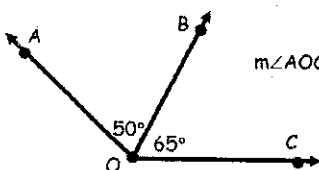
Quick Geometry Vocabulary Review

Term	Definition	Notation
point	An exact position or location in a given plane.	
LINE	The set of points between points A and B in a plane and the infinite number of points that continue beyond the points.	
SEGMENT	A line with two endpoints.	
RAY	A line that starts at A, goes through B, and continues on.	
Plane	A flat, two-dimensional surface that extends infinitely far.	
ANGLE	Formed by 2 rays coming together at a common point (Vertex)	

Types of Angles

TYPE OF ANGLE	MEASUREMENT	SKETCH
ACUTE	less than 90°	 A sketch of an acute angle, showing two rays meeting at a vertex. One ray is horizontal and points to the right, while the other ray points upwards and to the right, forming an angle less than 90 degrees.
RIGHT	equal to 90°	 A sketch of a right angle, showing two rays meeting at a vertex. One ray is horizontal and points to the right, while the other ray is vertical and points upwards. A small square symbol is drawn at the vertex to indicate a 90-degree angle.
OBTUSE	greater than 90°	 A sketch of an obtuse angle, showing two rays meeting at a vertex. One ray is horizontal and points to the right, while the other ray points upwards and to the left, forming an angle greater than 90 degrees.
STRAIGHT	equal to 180°	 A sketch of a straight angle, showing two rays meeting at a vertex. Both rays are collinear and point in opposite directions, forming a straight line.

Angle Vocabulary

Term	Definition	Sketch
Complementary	Two angles whose sum is 90°	
Supplementary	Two angles whose sum is 180°	
Congruent Angles	Two or more angles with the <u>same</u> measure.	
Adjacent Angles	Two angles with a common point ^{vertex} and <u>side</u> , but no <u>overlap</u> .	 <p>$\angle ABC$ and $\angle CBD$ are adjacent</p>
Angle Bisector	A ray (or line or segment) that divides an angle into two <u>congruent</u> angles	 <p>$\angle ABC$ and $\angle CBD$ are congruent</p>
Vertical Angles	Two angles are vertical angles if their sides form two pairs of opposite rays. VERTICAL ANGLES ARE <u>congruent</u>	 <p>$\angle ABC$ and $\angle DBE$ are congruent</p>
Linear Pair	Two adjacent angles are linear pairs if their non-common sides are opposite rays. LINEAR PAIRS ARE <u>supplementary</u>	 <p>$40^\circ + 140^\circ = 180^\circ$</p>
Angle Addition Postulate	If B lies on the interior of $\angle AOC$, then $m\angle AOB + m\angle BOC = m\angle AOC$.	 <p>$m\angle AOC = 115^\circ$</p>



Matching Lines

Name: _____

Match the description on the top with the visual image on the bottom.

- 1) \overleftrightarrow{BD} intersecting $\angle ACE$
- 2) \overleftrightarrow{BD} intersecting \overline{CE}
- 3) \overline{BE} intersecting \overleftrightarrow{CD}
- 4) Acute $\angle ABC$ intersecting \overleftrightarrow{AD}
- 5) Acute $\angle BED$
- 6) \overleftrightarrow{AD} intersecting \overleftrightarrow{BC} at point E
- 7) \overleftrightarrow{BA} intersecting \overleftrightarrow{AD}
- 8) \overleftrightarrow{AB} intersecting \overleftrightarrow{AD}
- 9) \overleftrightarrow{AC} intersected by \overline{BD}
- 10) Acute $\angle BDE$
- 11) \overleftrightarrow{AC} parallel to \overleftrightarrow{EB}
- 12) \overleftrightarrow{AC} perpendicular to \overleftrightarrow{AD}

Answers

1. L
2. C
3. A
4. K
5. F
6. D
7. B
8. E
9. I
10. H
11. J
12. G

